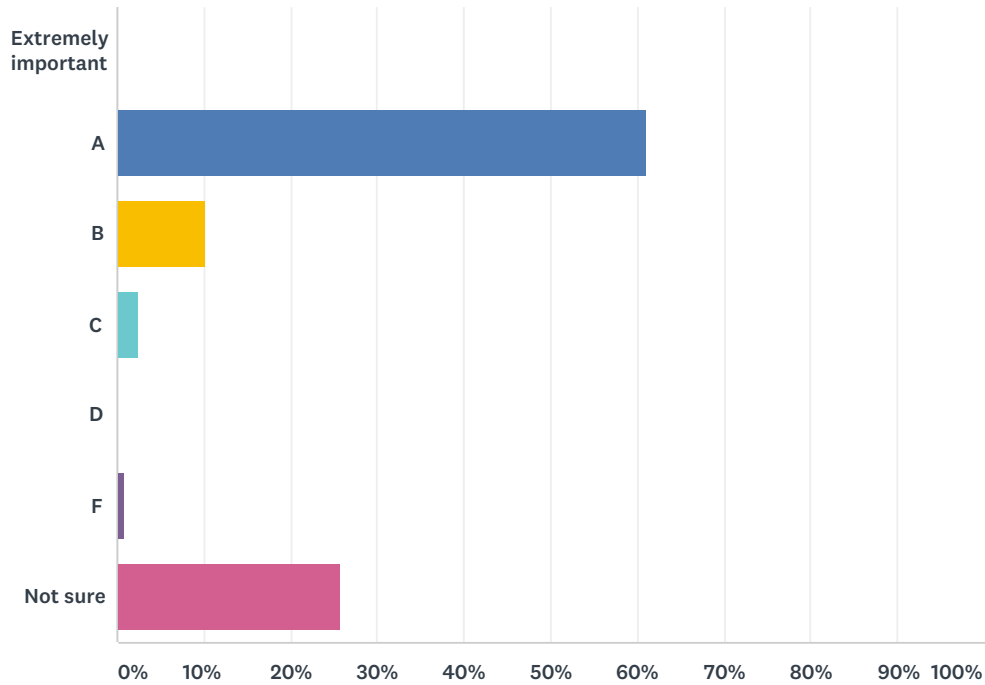


Q1 How would you grade the Frederick-Firestone Fire District's performance?

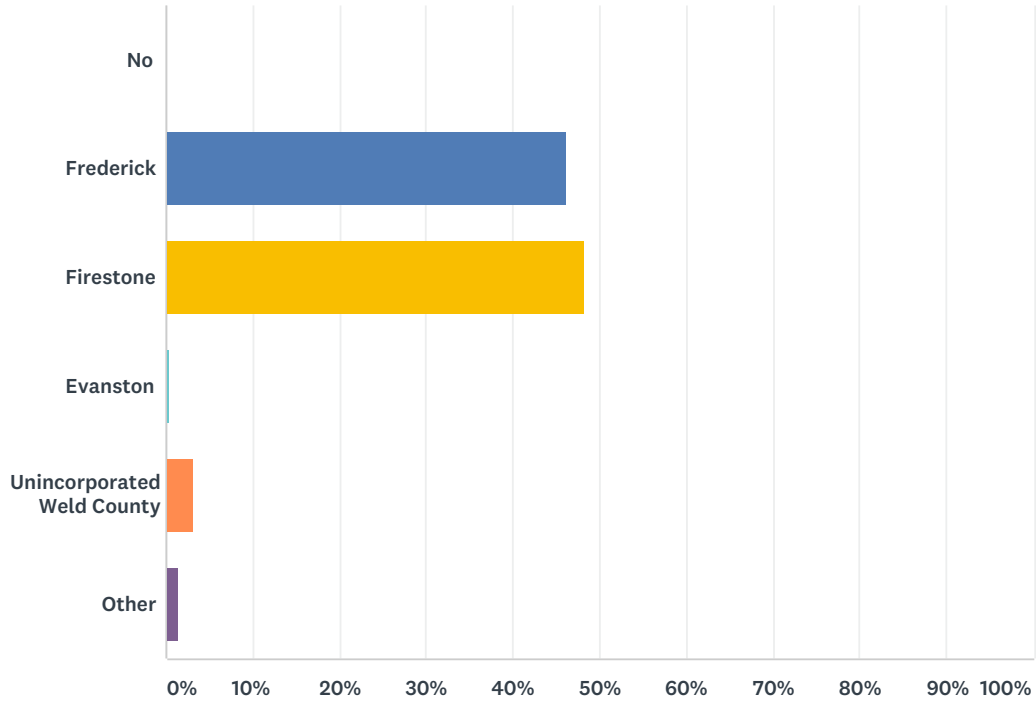
Answered: 403 Skipped: 3



ANSWER CHOICES	RESPONSES	
Extremely important	0.25%	1
A	61.04%	246
B	10.17%	41
C	2.48%	10
D	0.25%	1
F	0.74%	3
Not sure	25.81%	104
Total Respondents: 403		

Q2 Which part of the Frederick-Firestone Fire District do you live in?

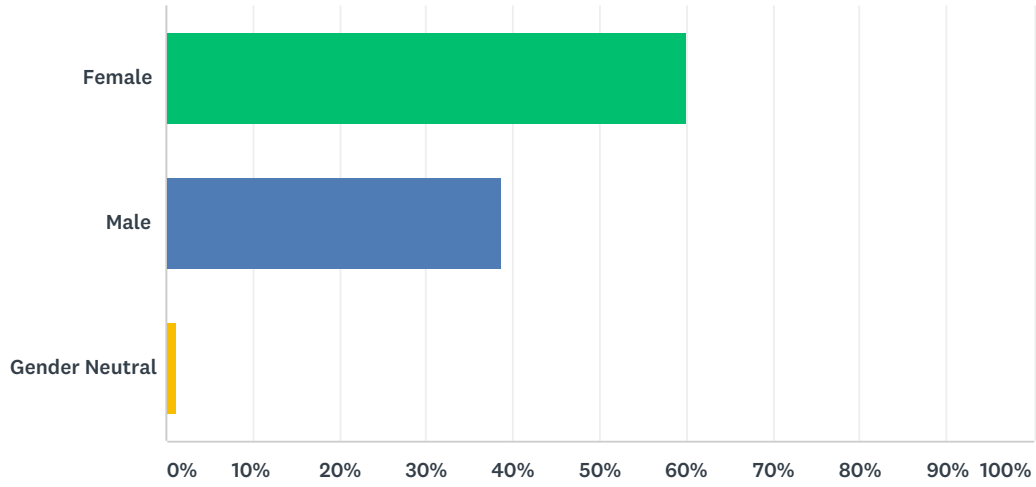
Answered: 403 Skipped: 3



ANSWER CHOICES	RESPONSES	
No	0.25%	1
Frederick	46.15%	186
Firestone	48.39%	195
Evanston	0.50%	2
Unincorporated Weld County	3.23%	13
Other	1.49%	6
TOTAL		403

Q3 What is your gender?

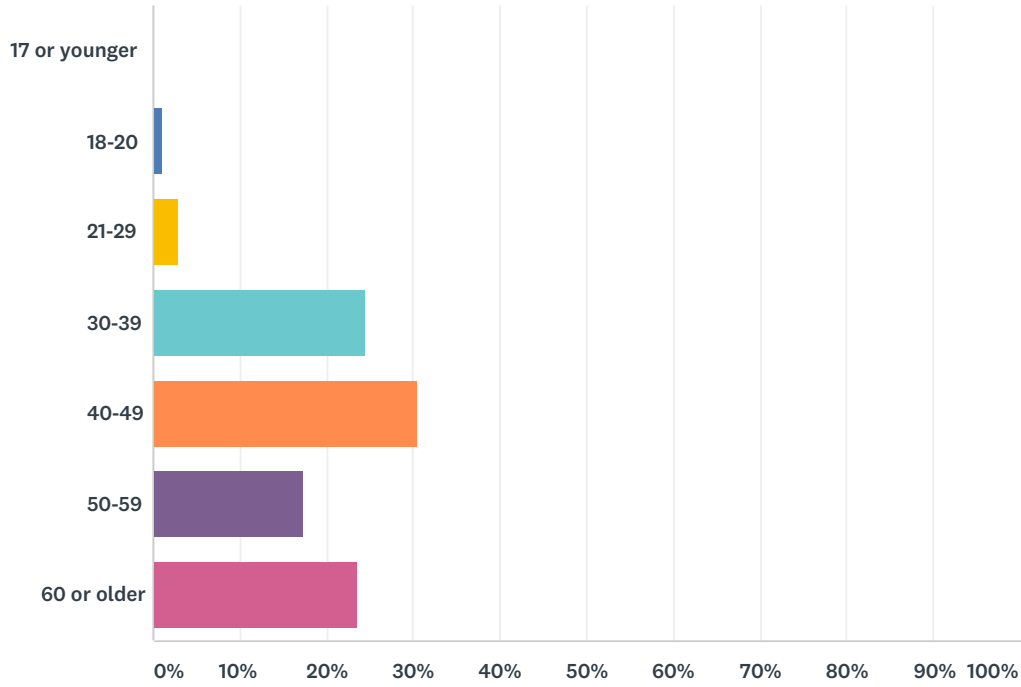
Answered: 405 Skipped: 1



ANSWER CHOICES	RESPONSES	
Female	60.00%	243
Male	38.77%	157
Gender Neutral	1.23%	5
TOTAL		405

Q4 What is your age?

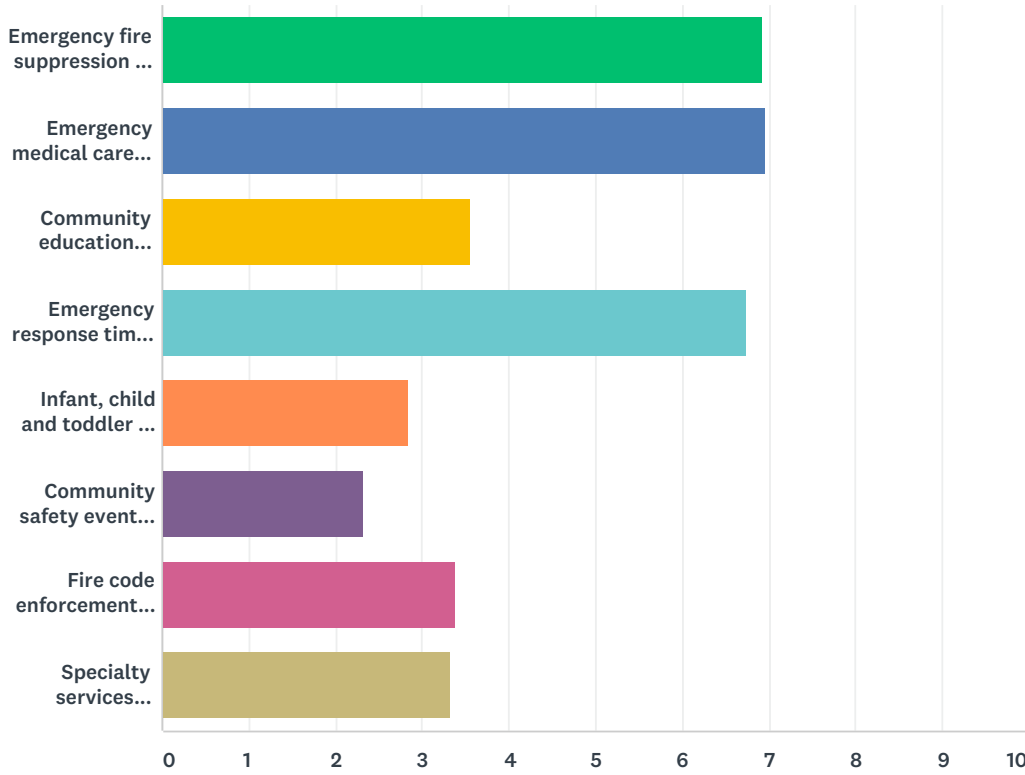
Answered: 403 Skipped: 3



ANSWER CHOICES	RESPONSES	
17 or younger	0.00%	0
18-20	0.99%	4
21-29	2.98%	12
30-39	24.57%	99
40-49	30.52%	123
50-59	17.37%	70
60 or older	23.57%	95
TOTAL		403

Q5 Out of these services provided by the Frederick-Firestone Fire District what is the most important to you? Please rank them in order.

Answered: 404 Skipped: 2



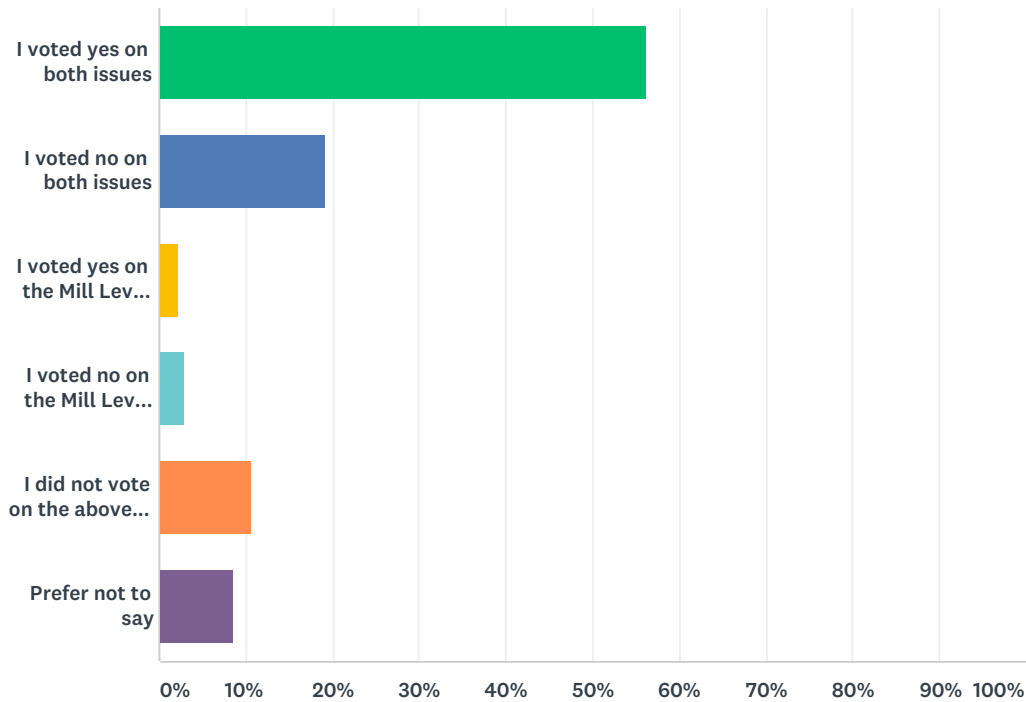
	1	2	3	4	5	6	7	8	TOTAL	SCORE
Emergency fire suppression & response (residential, commercial and vehicles fires)	31.65% 125	34.94% 138	30.63% 121	1.52% 6	0.25% 1	0.00% 0	0.51% 2	0.51% 2	395	6.92
Emergency medical care (Advanced Life Support - ambulance transports)	29.00% 116	49.25% 197	18.00% 72	1.00% 4	0.25% 1	1.00% 4	0.50% 2	1.00% 4	400	6.96
Community education classes such as fire prevention, CPR, AED, first aid, etc.	1.03% 4	0.77% 3	6.94% 27	22.11% 86	19.79% 77	22.37% 87	16.45% 64	10.54% 41	389	3.56
Emergency response times (the time it takes for us to arrive to your emergency)	38.10% 152	13.03% 52	37.09% 148	9.77% 39	0.25% 1	1.50% 6	0.00% 0	0.25% 1	399	6.73
Infant, child and toddler car seat and booster seat checks and/or installations	0.77% 3	0.26% 1	0.77% 3	8.44% 33	26.85% 105	20.20% 79	19.69% 77	23.02% 90	391	2.85
Community safety events (Safety Days, Open Houses, Community Events)	0.00% 0	1.02% 4	0.25% 1	2.79% 11	7.61% 30	30.96% 122	28.68% 113	28.68% 113	394	2.32

Frederick-Firestone Fire District Service Feedback

Fire code enforcement such as business inspections, new construction and remodel inspections	0.00% 0	0.51% 2	2.27% 9	21.21% 84	26.77% 106	15.91% 63	26.26% 104	7.07% 28	396	3.38
Specialty services including rescue, Hazmat, confined space, trench rescue, wildland, low and high angle rescue, etc.	0.25% 1	0.00% 0	3.79% 15	33.08% 131	18.18% 72	8.59% 34	7.32% 29	28.79% 114	396	3.32

Q6 Last year the Frederick-Firestone Fire District put two questions on the ballot and they did not pass. One question asked voters to stabilize funds through the Gallagher Amendment and the second was for an increase in property taxes (mill levy increase). Tell us if you supported or opposed the issues, and why?

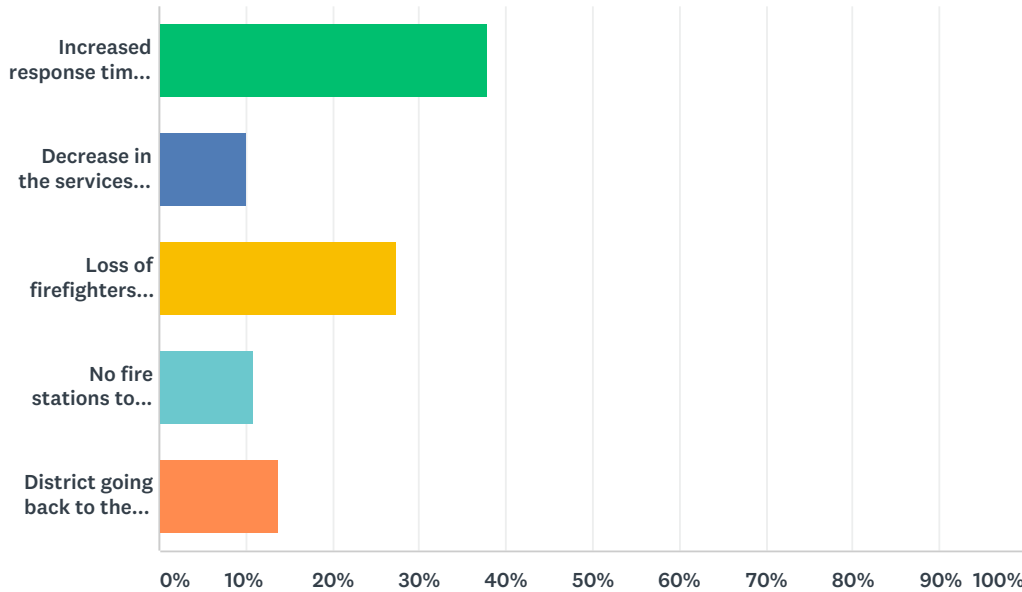
Answered: 401 Skipped: 5



ANSWER CHOICES	RESPONSES	
I voted yes on both issues	56.36%	226
I voted no on both issues	19.20%	77
I voted yes on the Mill Levy, and no on the Gallagher Amendment	2.24%	9
I voted no on the Mill Levy, and yes on the Gallagher Amendment	2.99%	12
I did not vote on the above issues	10.72%	43
Prefer not to say	8.48%	34
TOTAL		401

Q7 The communities in our Fire District are growing rapidly and current funding does not allow our service capabilities to match that growth, which means some services might be affected. Which service impacts would be unacceptable to you?

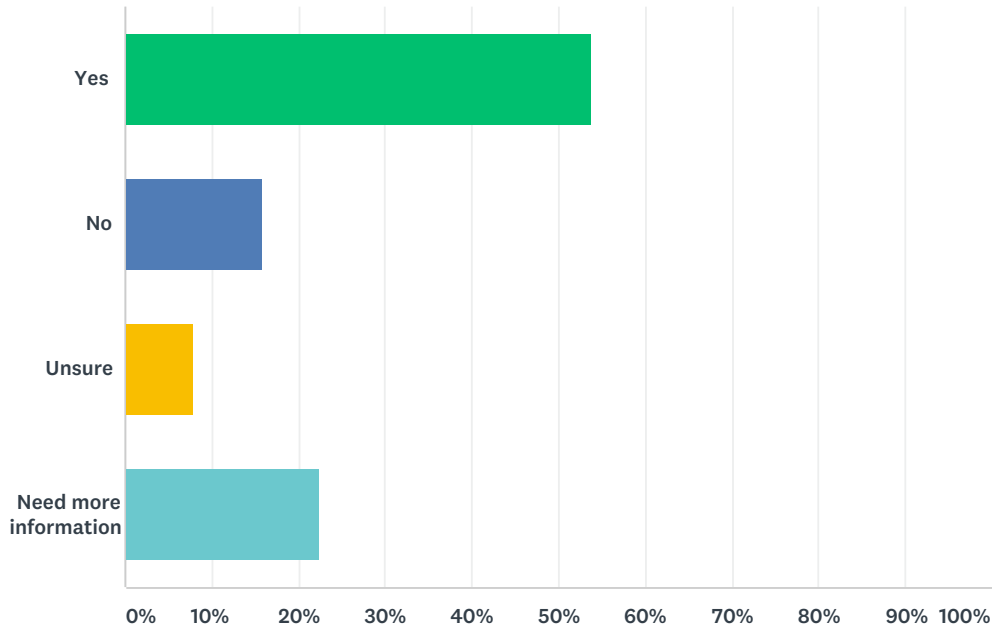
Answered: 401 Skipped: 5



ANSWER CHOICES	RESPONSES	
Increased response times to your emergency	37.91%	152
Decrease in the services offered by the District	9.98%	40
Loss of firefighters and paramedics	27.43%	110
No fire stations to provide protection in your neighborhood	10.97%	44
District going back to the citizens for a property tax increase	13.72%	55
TOTAL		401

Q8 The District's board is currently listening to the community and trying to find out what type of Fire-Rescue-Emergency Medical District you want. The District is funded through property taxes and receives no funding from the towns in our service area. If the District was to put one question on the ballot this November for an increase in property taxes to meet the increased demand for services, would you support it?

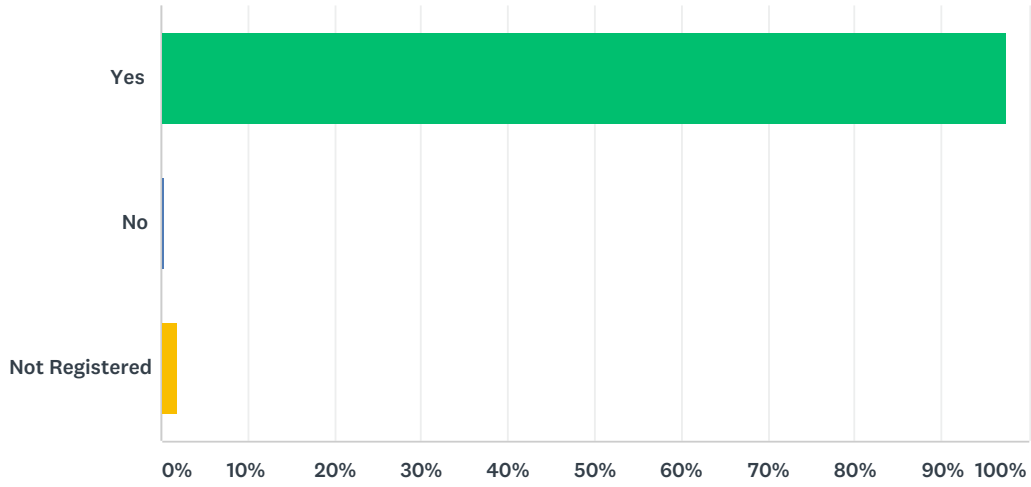
Answered: 403 Skipped: 3



ANSWER CHOICES	RESPONSES	
Yes	53.85%	217
No	15.88%	64
Unsure	7.94%	32
Need more information	22.33%	90
TOTAL		403

Q9 Is your voter registration up to date?

Answered: 403 Skipped: 3



ANSWER CHOICES	RESPONSES	
Yes	97.52%	393
No	0.50%	2
Not Registered	1.99%	8
TOTAL		403

Q10 If you would like additional information, please provide your contact information and someone from the District will contact you. Thank you.

Answered: 35 Skipped: 371

ANSWER CHOICES	RESPONSES	
Name	94.29%	33
Company	22.86%	8
Address	0.00%	0
Address 2	0.00%	0
City/Town	91.43%	32
State/Province	0.00%	0
ZIP/Postal Code	0.00%	0
Country	0.00%	0
Email Address	91.43%	32
Phone Number	62.86%	22